



275 Series

600lbs Double Electromagnetic Lock

Model **UL275-D-A (Unmonitored Version)**
 UL275-DL-A (Monitored Version)

DESCRIPTION

600lbs Double EM locks were designed to meet fire/life safety applications by providing an auxiliary locking mechanism that has no moving parts to bind or wear out for trouble free operation. This will ensure inhibited release at all times where they have become extremely prevalent in applications other than fire/life safety. Suitable for access controlled & secure areas within buildings with double leaf doors.



FEATURES & SPECIFICATION



Life Safety Applications




Zero Residual Magnetism



Low Energy Consumption



Cost Savings

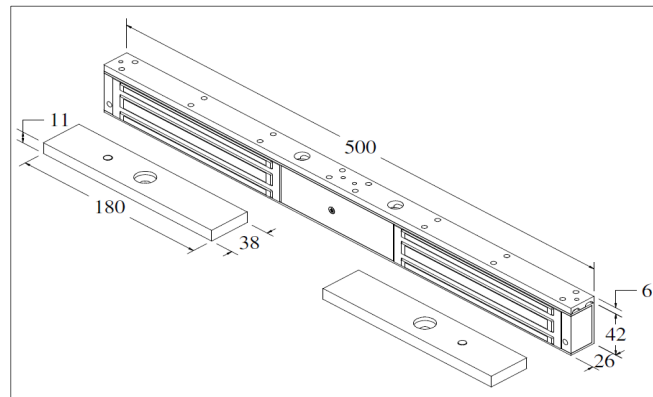


12/24Vdc Selectable



Ideal for all door types

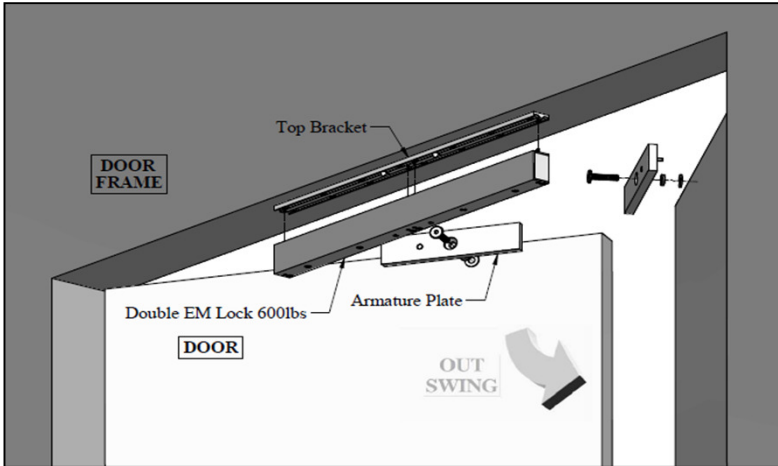
Models	UL275-D-A	UL275-DL-A
Features & Spec.		
Lock Status Monitoring	-	✓
Holding Force	Up to 600lbs	
Magnet Size	500 X 42 X 26 mm	
Armature Size	180 X 38 X 11 mm	
Current Drain	480mA±10%/12Vdc 240mA±10%/24Vdc	
Operating Temperature	(-10 to 55)°C (14 to 131)°F	
Housing Finishing	Anodized Aluminium	
Est. Weight	3.7kg	



275 Series

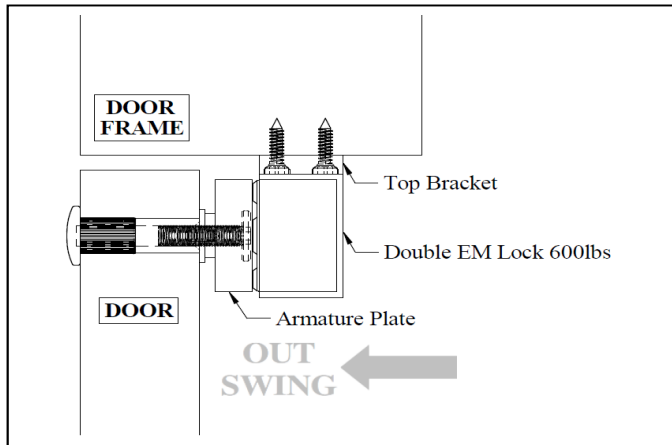
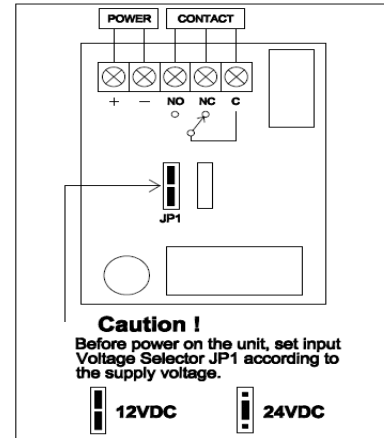
600lbs Double Electromagnetic Lock

STANDARD INSTALLATION DIAGRAM



Explode View

WIRING DIAGRAM



Side View

OPTIONAL - BRACKET SELECTION

U1-275	ZL-275	ZLE-275	LS-275	GG-275	ZLC-275
ZLC-275-G	ZLDC-275-G	LSDC-275-G	AH-275	AB-275	